



TESLA

SOLAR INVERTER

3.8 kW | 7.6 kW

Tesla Solar Inverter completes the Tesla home solar system, converting DC power from solar to AC power for home consumption. Tesla's renowned expertise in power electronics has been combined with robust safety features and a simple installation process to produce an outstanding solar inverter that is compatible with both Solar Roof and traditional solar panels. Once installed, homeowners use the Tesla mobile app to manage their solar system and monitor energy consumption, resulting in a truly unique ecosystem experience.

KEY FEATURES

- Built on Powerwall 2 technology for exceptional efficiency and reliability
- Wi-Fi, Ethernet, and cellular connectivity with easy over-the-air updates
- Designed to integrate with Tesla Powerwall and Tesla App
- 3.8 kW and 7.6 kW models available

SOLAR INVERTER

Tesla Solar Inverter provides DC to AC conversion and integrates with the Tesla ecosystem, including Solar Panels, Solar Roof, Powerwall, and vehicle charging, to provide a seamless sustainable energy experience.

KEY FEATURES

- Integrated rapid shutdown, arc fault, and ground fault protection
- No neutral wire simplifies installation
- 2x the standard number of MPPTs for high production on complex roofs



ELECTRICAL SPECIFICATIONS

MODEL NUMBER	1534000-xx-y	1538000-xx-y
OUTPUT (AC)	3.8 kW	7.6 kW
Nominal Power	3,800 W	7,600 W
Maximum Apparent Power	3,328 VA at 208 V 3,840 VA at 240 V	6,656 VA at 208 V 7,680 VA at 240 V
Maximum Continuous Current	16 A	32 A
Breaker (Overcurrent Protection)	20 A	40 A
Nominal Power Factor	1 - 0.9 (leading / lagging)	
THD (at Nominal Power)	<5%	
INPUT (DC)		
MPPT	2	4
Input Connectors per MPPT	1-2	1-2-1-2
Maximum Input Voltage	600 VDC	
DC Input Voltage Range	60 - 550 VDC	
DC MPPT Voltage Range ¹	60 - 480 VDC	
Maximum Current per MPPT (I_{mp})	13 A	
Maximum Short Circuit Current per MPPT (I_{sc})	15 A	

PERFORMANCE SPECIFICATIONS

Peak Efficiency	98% at 208 V 98.1% at 240 V	98.4% at 208 V 98.6% at 240 V
CEC Efficiency	97.5% at 208 V 97.5% at 240 V	97.5% at 208 V 98.0% at 240 V
Allowable DC/AC Ratio	1.4	
Customer Interface	Tesla Mobile App	
Internet Connectivity	Wi-Fi (2.4 GHz, 802.11 b/g/n), Ethernet, Cellular (LTE/4G) ²	
AC Remote Metering Support	Wi-Fi (2.4 GHz, 802.11 b/g/n), RS-485	
Protections	Integrated arc fault circuit interrupter (AFCI), Rapid Shutdown	
Supported Grid Types	60 Hz, 240 V Split Phase 60 Hz, 208 V Wye	
Required Number of Tesla Solar Shutdown Devices per Solar Module	See <i>Solar Shutdown Device Requirements per Module</i> on page 3	
Warranty	12.5 years	

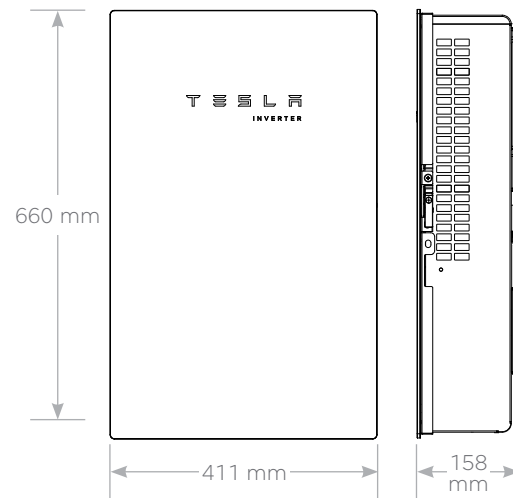
¹ Maximum current.

² Cellular connectivity subject to network operator service coverage and signal strength.

MECHANICAL SPECIFICATIONS

Dimensions	660 mm x 411 mm x 158 mm (26 in x 16 in x 6 in)
Weight	52 lb ³
Mounting options	Wall mount (bracket)

³ Door and bracket can be removed for a mounting weight of 37 lb.



ENVIRONMENTAL SPECIFICATIONS

Operating Temperature ⁴	-30°C to 45°C (-22°F to 113°F)
Operating Humidity (RH)	Up to 100%, condensing
Storage Temperature	-30°C to 70°C (-22°F to 158°F)
Maximum Elevation	3000 m (9843 ft)
Environment	Indoor and outdoor rated
Enclosure Rating	Type 3R
Ingress Rating	IP55 (Wiring compartment)
Pollution Rating	PD2 for power electronics and terminal wiring compartment, PD3 for all other components
Operating Noise @ 1 m	< 40 db(A) nominal, < 50 db(A) maximum

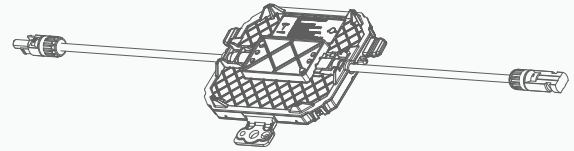
⁴ For the 7.6 kW Solar Inverter, performance may be de-rated to 6.2 kW at 240 V or 5.37 kW at 208 V when operating at temperatures greater than 45°C.

COMPLIANCE INFORMATION

Grid Certifications	UL 1741, UL 1741 SA, IEEE 1547, IEEE 1547.1
Safety Certifications	UL 1699B, UL 1741, UL 1998 (US)
Emissions	EN 61000-6-3 (Residential), FCC 47CFR15.109 (a)

SOLAR SHUTDOWN DEVICE

The Tesla Solar Shutdown Device is part of the PV system rapid shutdown (RSD) function in accordance with Article 690 of the applicable NEC. When paired with the Tesla Solar Inverter, solar array shutdown is initiated by any loss of AC power.



ELECTRICAL SPECIFICATIONS

Nominal Input DC Current Rating (I_{MP})	12 A
Maximum Input Short Circuit Current (I_{SC})	15 A
Maximum System Voltage	600 V DC

RSD MODULE PERFORMANCE

Maximum Number of Devices per String	5
Control	Power Line Excitation
Passive State	Normally open
Maximum Power Consumption	7 W
Warranty	25 years

COMPLIANCE INFORMATION

Certifications	UL 1741 PVRSS PVRSA (Photovoltaic Rapid Shutdown Array)
----------------	--

PVRSA

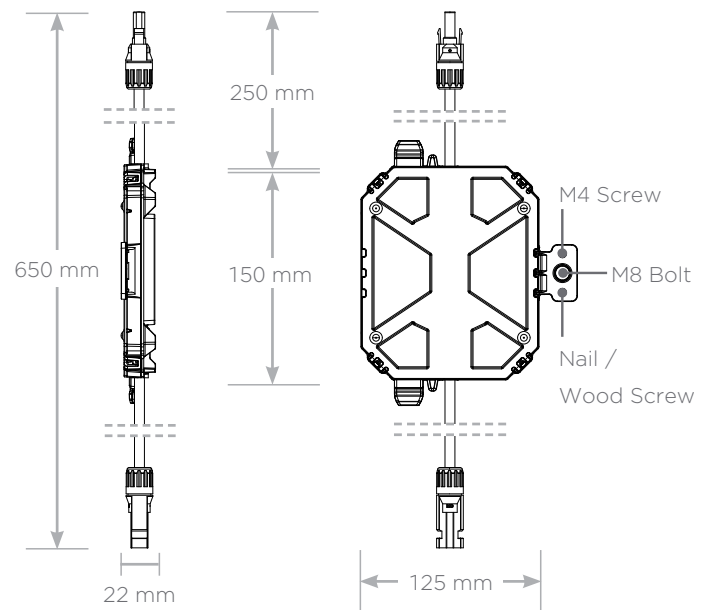
RSD Initiation Method	Loss of AC power
Compatible Equipment	Tesla Solar Inverter

ENVIRONMENTAL SPECIFICATIONS

Ambient Temperature	-40°C to 50°C (-40°F to 122°F)
Storage Temperature	-30°C to 70°C (-22°F to 158°F)
Enclosure Rating	NEMA 4 / IP65

MECHANICAL SPECIFICATIONS

Electrical Connections	MC4 Connector
Housing	Plastic
Dimensions	125 mm x 150 mm x 22 mm (5 in x 6 in x 1 in)
Weight	350 g (0.77 lb)
Mounting Options	ZEP Home Run Clip M4 Screw (#10) M8 Bolt (5/16") Nail / Wood screw



SOLAR SHUTDOWN DEVICE REQUIREMENTS PER MODULE

The following modules have been certified as part of a PV Rapid Shutdown Array (PVRSA) when installed together with the Tesla Solar Inverter and Tesla Solar Shutdown Devices. See the Tesla Solar Inverter Installation Manual for guidance on installing Tesla Solar Inverter and Solar Shutdown Devices with other modules.

Brand	Model	Required Solar Shutdown Devices
Tesla	Solar Roof V3	1 Solar Shutdown Device per 10 modules
Hanwha	Q.PEAK DUO BLK-G5	1 Solar Shutdown Device per 3 modules
Hanwha	Q.PEAK DUO BLK-G6+	1 Solar Shutdown Device per 3 modules